



HQ TANNING AND FLESHING SUPPLIES

For Taxidermists and In-House Tanners

Backed by 30 years of commercial tanning experience!

H.Q. tanning and fleshing products are now offered to the taxidermy industry for those who need quality prep tools and supplies to tan in house. Practically every product and tool we offer is used by Carolina Fur Dressing on a daily basis. We have 30 years of experience in hide prepping and commercial tanning, and now offer products that when used correctly will produce a High Quality tanned skin. Our tech support is unparalleled in the industry because "this is what we do for a living."





HQ Tan

PICKLE REQUIRED

High Quality rub-on
cape and hide TAN

TANNED WITH HQ TAN



PICKLE REQUIRED

HQ P.T.

NO PICKLE REQUIRED

Cape and hide
PRESERVANT TAN

TANNED WITH HQ P.T.



NO PICKLE REQUIRED



HQ Tan

PICKLE REQUIRED
High Quality rub-on
cape and hide TAN



Procedure for one prepped, salted, dried or semi dried deer cape
(this same procedure can be altered to tan any non-greasy animal cape and hide)

Day 1

Rehydrate salted capes by submerging cape for 4-12 hours until soft in 5 gallons of water (80°-85°F) and 2.5lbs.salt. Mix-well. (periodically agitate and move around)

Once cape is rehydrated, pull skin from rehydration bath and rinse off dirty rehydration water from skin with clean, cold, tap water for 10-15 seconds. Next, submerge skin into pickle bath. Always, maintain pickle bath at pH of 1.5-2.0.

Mix Up Pickle:
5 gallons water (80°-85°F)
5 lbs. salt
15 oz. Citric Acid Granules **OR**
75 ml HQ Pickle Acid (2½ oz)
Mix Well



Static rehydrated and separate pickle bath in a plastic container.

Day 2,3,4

Keep skin either weighted down under surface of pickle bath and/or move around and agitate several times daily.

Day 5

(Or sooner if ready)
Pull skin out, let drain enough to shave and thin down. Put skin back into pickle overnight.



Shave down thin.

Day 6

Pull skin out, let drain and re-shave any thick or raw spots. Once re-shaved, put back in pickle bath for 2 hours. Cape is now ready for Neutralization. Remove skin from pickle bath and rinse off in clean, cold, tap water for 10-15 seconds.

Mix neutralization bath:
5 gallons water (80°-85°F)
2.5 lbs. salt
2.5 tbs. Soda ash
Mix well

Put pickled, shaved skin into new neutralization bath for 20 minutes with hair side up. Periodically move skin around insuring that all areas get exposed to the solution. Remove skin after 20 minutes. Either spin dry or towel dry the skin. Once most of the water is removed and the skin is "thirsty" for the tanning oil, lay skin flat on the table with hair down, and skin side up. Take tanning oil and shake vigorously to mix up the components. Pour a puddle of the tanning oil onto the neck area of the cape. With gloved hands, spread the oil over the entire surface of the skin working it well into the ears, eye area, nose, and mouth region. Skin can now be frozen and thawed at a later date, or hung to air dry. Air Drying: Air drying is an important step. As the skin is hung to dry, the tan and oil penetrates the fibers as the water evaporates.



Pour puddle of HQ Tan onto neck.



Rub tan well into skin.



Hang to Dry.



Reposition on hanging rack to insure all parts can dry.

Day 7,8,9, or 10

Remove semi-dried skin from drying rack and rehydrate in a washing bath.

Rehydration/Wash bath for tanned skin:
5 gallons (80°-85°F) water
2.5 lbs. salt
1 fl.oz. H.Q. Degreaser/Cape Washing Agent

Mix well before adding skin

Submerge skin until it begins to rehydrate and soften up. Once skin is soft, swirl and move skin around as this bath is both a rehydration and washing bath before the skin is prepped and mounted. Remove skin from washing bath, and either spin or towel dry. Skin is now ready to be mounted or frozen.



Cape has been tanned & washed and is now ready to freeze or mount.





HQ P.T.

NO PICKLE REQUIRED
Cape and hide
PRESERVANT TAN



Cape and hide PRESERVANT TAN
 Procedure for one deer or similar cape of a non-greasy animal (no pickle required)

DAY 1

PREP CAPE:

Turn ears, eyes, nostrils and lips. Rough flesh or beam off thick/heavy fat & meat. Rub salt on flesh side, roll-up with flesh side in, and leave overnight



Salt cape.



Fold and leave overnight.



Shave till thin enough or the skin is "blue" in color

DAY 2

Rinse off excess salt/fluid in clean cold water. Shave cape thin enough or until "blue" color is showing. Remove meat around and thin down eyes, nose, lips.

Apply cape preservant as follows: Lay cape flat on table with hair down and flesh side up. With gloved hands, take tanning oil and shake vigorously to mix up components. Pour a puddle on neck area of cape and start spreading a thin layer of oil over the entire surface of the cape, working it well into ears, eye area, nose and mouth region. Let skin hang on rack in front of fan 4-6 hours (or overnight without fan). Skin can then be folded and frozen or washed and mounted.



Lay cape flat on table.



Pour puddle on neck and work in to all areas of flesh side.



Hang to dry.

Washing bath before mounting:

- 4 gal. water (80° to 85° degrees F)
- 2 pounds salt
- 2 fluid oz. H.Q. degreaser
- Mix well.

Submerge skin until it begins to rehydrate and softens up. Once skin is soft, swish and move skin around to wash off any excess oil on skin surface and hair. Towel dry, final prep and repair, and then mount or freeze.

KEEP OUT OF REACH OF CHILDREN Always use proper eye and skin protection when handling this product. Shake well before using. For best results use at room temperature.



HQ Tan PICKLE REQUIRED

By drawing from thirty years of tanning experience at Carolina Fur Dressing plus using components that CFD use daily, H.Q. supply company now offers a rub-on home tan. It produces a 100% tanned skin with a grainy white leather, superb stretch, and simple directions to follow. We have tested this H.Q. Tan in-house on test capes, mounted test heads and local taxidermists have used it on customer mounts with excellent results. H.Q. now offers a better rub-on tan at a better price, with better technical support.



H.Q. P.T. NO PICKLE REQUIRED

H.Q. Preservant Tan (P.T.) is an alternative method for those who do not want to pickle but needs an instant curing method. This method has higher quality hair setting and skin preservant properties than a powder preservative.



HQ Safe Pickle Acid

With formic acid being highly hazardous around the home and shop, this safe pickle acid is an excellent substitute to use in pickling skins. Used in a properly mixed pickle along with agitation, it swells the skin for easy shaving and eliminates protein and glue for adequate tan penetration. pH needs to be monitored closely when using this product.



H.Q. Degreaser/ Cape Washing Agent

No skin is truly tanned until all natural oils and greases are removed. This commercial tannery degreaser is now being made available to home and in-shop taxidermy tanners. Light applications are needed on deer, but a heavier dosage is needed for fur, bear, hogs, domestic sheep, and large cats.



HQ Hide Relaxor (for dried hides in rehydration)

This product is used in rehydration for "wetting-back" glazed over and extra hard-dried skins. It is a must for air-dried beavers, trapper dried furs, and African pieces. Used in conjunction with H.Q. Degreaser in the rehydration and pickle batch, you will be pleased at how much faster skins soak up.

Tips to Use: Start out rehydration batch at 85-90° F
Always use with salt. (1 lb. salt/ gal water)
Add 1 oz. Hide Relaxor to 1 gallon of water.
Move skin around often until soft.



H.Q. Dried Blood Remover

This product is very helpful when trying to remove dried blood in hair or wool. First, you need to wet the bloody hair with cold water, apply product, and massage it into the troubled spot. After setting 15 minutes, use a garden hose or water under pressure to "blast-out" the clotted and dissolved blood. Several applications may be needed in difficult "rock hard" areas. (This product removes only blood on hair surface. Blood that has saturated into the hair shaft may need to be bleached out.)



H.Q. White Softening Oil

A true softening oil that is compatible with most taxidermy tans. Once skin is shaved and tanned, but while still damp (but not wringing wet), simply swab on oil, let hang to penetrate and dry, then drum and break or either soak-up to mount. This oil when cut with water 50/50 is an excellent softening agent for domestic sheep and small mammals. For best results, skins need to be pickled, shaved, completely degreased, tanned, and neutralized before applying softening oil.

ITEM#	SIZE	PRICE
HQT5	5 gallon	\$199.20
HQT1	1 gallon	\$48.00
HQTQ	1 quart	\$16.80
HQTP	1 pint	\$10.50

ITEM#	SIZE	PRICE
HQPT5	5 gallon	\$199.20
HQPT1	1 gallon	\$48.00
HQPTQ	1 quart	\$16.80
HQPTP	1 pint	\$10.50

ITEM#	SIZE	PRICE
HQPAG	1gal.	\$39.00
HQPAQT	1qt.	\$10.50
HQPAPT	1pt.	\$6.75

ITEM#	SIZE	PRICE
HQDEGG	1gal.	\$49.10
HQDEGQ	1qt.	\$13.25
HQDEGP	1pt.	\$8.75

ITEM#	SIZE	PRICE
HQRXG	1gal.	\$58.00
HQRXQ	1qt.	\$20.30
HQRXP	1pt.	\$12.70

ITEM#	SIZE	PRICE
HQBRG	1gal.	\$35.00
HQBRQ	1qt.	\$12.25
HQBRP	1pt.	\$7.75

ITEM#	SIZE	PRICE
HQW05	5gal.	\$150.00
HQW0G	1gal.	\$35.00
HQW0Q	1qt.	\$13.50
HQW0P	1pt.	\$8.50





Tans		ITEM	SIZE	PRICE
HQ Tan PICKLE REQUIRED				
By drawing from thirty years of tanning experience at Carolina Fur Dressing plus using components that CFD use daily, H.Q supply company now offers a rub-on home tan. It produces a 100% tanned skin with a grainy white leather, superb stretch, and simple directions to follow. We have tested this H.Q Tan in-house on test capes, mounted test heads and local taxidermists have used it on customer mounts with excellent results. H.Q now offers a better rub-on tan at a better price, with better technical support.				
H.Q P.T. NO PICKLE REQUIRED				
H.Q Preservant Tan (P.T.) is an alternative method for those who do not want to pickle but needs an instant curing method. This method has higher quality hair setting and skin preservant properties than a powder preservative.				
Lutan FN				
Lutan has a proven track record in taxidermy tanning. Producing white soft leather with plenty of stretch, Lutan works well on all mammals, yielding an indefinite shelf life in dry tans. Used by oz/gal or oz/wt of skin, Lutan can be adjusted to fit any in-house tanning needs. Skins must be pickled, tanned, and oiled when using Lutan.				
Alum				
Our low-iron technical grade alum is a granulated tanning agent that when properly used and neutralized, produces an excellent tan with super stretch. Can also be used as a pre-tan along side a final synthetic tan.				
		HQT5	5 gallon	\$199.20
		HQT1	1 gallon	\$48.00
		HQTQ	1 quart	\$16.80
		HQTP	1 pint	\$10.50
		HQPT5	5 gallon	\$199.20
		HQPT1	1 gallon	\$48.00
		HQPTQ	1 quart	\$16.80
		HQPTP	1 pint	\$10.50
		HQLT15	15 lb	\$65.00
		HQLT10	10 lb	\$45.00
		HQLT5	5 lb	\$23.00
		HQTA20	20 lb	\$26.00
		HQTA15	15 lb	\$20.00
		HQTA10	10 lb	\$14.00

Pickling Chemicals		ITEM	SIZE	PRICE
Safe Pickle Acid				
With formic acid being highly hazardous around the home and shop, this safe pickle acid is an excellent substitute to use in pickling skins. Used in a properly mixed pickle along with agitation, it swells the skin for easy shaving and eliminates protein and glue for adequate tan penetration. pH needs to be monitored closely when using this product.				
Citric Acid				
A dry granular pickling agent; this natural product works great in taxidermy tanning to produce a "white grainy" pickled skin that is easily shaved thin and is ready to accept the tan.				
		HQPAC	1 gallon	\$39.00
		HQPAQT	1 qt	\$10.50
		HQPAPT	1 pt	\$6.75
		CITA10	10 lb	\$38.00
		CITA5	5 lb	\$21.00
		CITA1	1 lb	\$5.00

Degreasers/Relaxors		ITEM	SIZE	PRICE
H.Q. Degreaser/ Cape Washing Agent				
No skin is truly tanned until all natural oils and greases are removed. This commercial tannery degreaser is now being made available to home and in-shop taxidermy tanners. Light applications are needed on deer, but a heavier dosage is needed for fur, bear, hogs, domestic sheep, and large cats.				
HQ Hide Relaxor (for dried hides in rehydration)				
This product is used in rehydration for "wetting-back" glazed over and extra hard-dried skins. It is a must for air-dried beavers, trapper dried furs, and African pieces. Used in conjunction with H.Q. Degreaser in the rehydration and pickle batch, you will be pleased at how much faster skins soak up.				
		HQDEGG	1 gallon	\$49.10
		HQDEGQ	1 quart	\$13.25
		HQDEGP	1 pint	\$8.75
		HQRXG	1 gallon	\$58.00
		HQRXQ	1 quart	\$20.30
		HQRXP	1 pint	\$12.70

Blood Remover		ITEM	SIZE	PRICE
H.Q. Dried Blood Remover				
This product is very helpful when trying to remove dried blood in hair or wool. First, you need to wet the bloody hair with cold water, apply product, and massage it into the troubled spot. After setting 15 minutes, use a garden hose or water under pressure to "blast-out" the clotted and dissolved blood. Several applications may be needed in difficult "rock hard" areas. (This product removes only blood on hair surface. Blood that has saturated into the hair shaft may need to be bleached out.)				
Epo-Grip Blood Out/Degreaser				
A heavy-duty blend of degreaser and detergents that break down and remove blood and grease. Works well on mammals, fish, and bird skins.				
		HQBRG	1 gallon	\$35.00
		HQBRQ	1 quart	\$12.25
		HQBRP	1 pint	\$7.75
		EGBD	1 gallon	\$38.00

Neutralization and Basifying Agents		ITEM	SIZE	PRICE
Soda Ash/Sal Soda				
This powder product is great for neutralizing pickles, tans, and wastewater before it is disposed of. Much stronger than baking soda, a smaller amount is required to do the job. Also used in boiling skulls, bone, and antler plates to help dissolve protein, fat and grease. Helps to speed up the boiling process to eliminate damage to the bone.				
Sodium Bicarbonate				
A milder neutralizing agent for in shop tanning. Used to raise ph on pickle, or tanning solution as well as waste water before disposing down the drain.				
		HQSA25	25 lb	\$23.00
		HQSA10	10 lb	\$10.50
		HQSA5	5 lb	\$5.50
		HQBC25	25 lb	\$22.50
		HQBC10	10 lb	\$8.75
		HQBC5	5 lb	\$4.75

Tanning Oil		ITEM	SIZE	PRICE
H.Q. White Softening Oil				
A true softening oil that is compatible with most taxidermy tans. Once skin is shaved and tanned, but while still damp (but not wringing wet), simply swab on oil, let hang to penetrate and dry, then drum and break or either soak-up to mount. This oil when cut with water 50/50 is an excellent softening agent for domestic sheep and small mammals. For best results, skins need to be pickled, shaved, completely degreased, tanned, and neutralized before applying softening oil.				
		HQW05	5 gallons	\$150.00
		HQW0G	1 gallon	\$35.00
		HQW0Q	1 quart	\$13.50
		HQW0P	1 pint	\$8.50



FLESHING AND BEAMING KNIVES

Our assortment of fleshing and beaming knives offer the taxidermist a wide variety of tools that are critical in prepping and preparing a hide for tanning. In many instances the correct fleshing knife in the hands of an experienced worker can clean a hide or cape much faster than a motorized fleshing machine and with "no holes or cut fingers". All our knives work well if raw skins are salted, rolled up overnight, hanged to drain one full day, and then beamed with beam knife.



A full deer hide, fleshy and meaty draped over beam. It has been salted overnight.



Fleshing begins with 600 Necker knife.



Three minutes 41 seconds later, hide is beamed clean and ready to re-salt. No holes, no cut fingers.

600 Necker Knife

The " Cadillac of fleshing knives" H.Q.'s Necker 600 has a stainless blade with the correct arch and grind for quick and safe fleshing. This knife can turn fleshing a white-tail hide into a 3-5 minute job with "no holes or cut fingers."

ITEM	DESCRIPTION	PRICE
HQN600	Necker Knife	\$67.00

12"/16" Fleshing and Beaming Knife

An economical fleshing knife that is designed to "beam off" fat and flesh.

NUMBER	ITEM/SIZE	PRICE
HQFK12	12"blade	\$19.50
HQFK16	16"blade	\$25.00

Sheffield Fleshing Knife

There's only one Sheffield Fleshing Knife and it's still hand made in England. At Carolina Fur Dressing these knives are used to cut down elephants, rhinos, hippos, giraffes, boar shoulders, and 2" layers of bear fat. Blade size 16" x 3".

NUMBER	PRICE
HQSFK	\$149.00

Minnesota Fleshing Knife


A domestic design of The England style knife but not of the same quality. A slightly lighter gauge steel and less beveled edge than the Sheffield version. This knife still works well to slice down heavy skins or heavy fat layers. Blade size 16" x 3".

NUMBER	PRICE
HQMNK	\$95.00

Dry Beam Knife

No more "work around with your hands, or pulling back and forth over the edge of a table". This dull beam knife is used to dry beam tanned dry hides to stretch and open up the fibers in order to soften the skin.


NUMBER	PRICE
HQDBK	\$55.00





12" Round Knife

Our round knives offered here are the only fleshing knives used at Carolina Fur Dressing on a daily basis. The correct thickness, and hardness to turn and hold a "good edge", this standard size fits most fleshing machines and arbors. Comes with 2"-center hole and 4 standard bolt holes.



ITEM#	DESCRIPTION	PRICE
HQRK12B	12" Fleshing Round Knife Blank	\$56.00
HQRK12K	12" Fleshing Round Knife Sharpened	\$93.00

Blade Regrinding

HQBRS	Round Knife Re grind	\$25.00
-------	----------------------	---------

Used Round Fleshing Blades

When available, these used blades vary in diameter from 10¼" 10½". They have a fresh ground and turned edge. The smaller round knives work better for novice and inexperienced fleshers because they can expose a smaller cutting surface with their guards. They are still large enough to be re-sharpened many more times after they are dulled.

HQUFK	\$60.00
-------	---------

Toning Steels

Used by professional shavers every day, steels such as these are used approximately 15 times an hour by Carolina Fur Dressing Shavers to help keep their round knife-edge like a razor at all times. The two sizes are different for top and bottom. Quality work requires quality tools.



NUMBER	ITEM	PRICE
HQTS	1 set	\$25.00

Victorinox Knives


Over the past 30 years, we've tried them all. Nothing compares to these for caping, skinning small game, or prepping a skin to be mounted.



ITEM	SIZE	PRICE
VICK	3¼" blade knife	\$4.90

Knife Sharpening System

No less than 5 of these sharpening stations are set up at Carolina Fur Dressing. Over a 30 year period, we realize this is the best and most efficient way of sharpening a paring, fleshing, and skinning knife. Comes with 8" gritted wheel, 8" buffing wheel and resurfacing supplies. Fit ½" and ⅝" arbors. Comes with instructions.



ITEM#	DESCRIPTION	PRICE
HQKSK	1 Complete Kit	\$33.00



Tanning and Fleshing Supplies

pH Paper

Available through H.Q. in 4 ranges and two sizes. Regular size plus easy to read jumbo size. This is a must for in-house tanning.



ITEM#	pH RANGE	SIZE	PRICE
PHR3	0.0-3.0	Reg.	\$8.90
PHJ3	0.0-3.0	Jumbo	\$12.90
PHR12	1.0-2.5	Reg.	\$8.90
PHJ12	1.0-2.5	Jumbo	\$12.90
PHR16	1.0-6.0	Reg.	\$8.90
PHJ16	1.0-6.0	Jumbo	\$12.90
PHR112	1.0-12.0	Reg.	\$8.90
PHJ112	1.0-12.0	Jumbo	\$12.90

Salinometer/Hydrometer

This floating instrument gives an accurate reading as to salt concentration in your solutions. It is especially helpful if you build-up and re-use a pickle or tanning bath.

ITEM#	PRICE
HQHYD	\$11.95



Measuring Scales

This one-pound measuring scale is calibrated 1 thru 16 oz/ with ¼ oz. calibrations. It is a good tool to have when measuring out dry powder for pickle or tan. It comes with its own container to hold chemicals while being measured.



NUMBER	PRICE
HQSCA	\$11.50

Sawdust


Only the finest rock maple sawdust is used by Carolina Fur Dressing. We are now making this available to taxidermist. Offered in two-grain sizes: Standard grade and wood flour. Used as a tumbler medium either separately or combined as a standard/wood flour mixture, this helps give you a clean, soft, hide or bird skin.



ITEM	DESCRIPTION	PRICE
HQSAWS	50lb Standard	\$28.50
HQSAWP	50lb Wood Flour	\$28.50

Chemical Measuring Cups

These inexpensive plastic measuring cups come in handy when self-tanning. Calibrated to 300ml and 10fl. oz., they take the guesswork out of mixing pickles and tans.



NUMBER	PRICE
HQMC	\$8.50

Freezer Bags

Offered in 4 sizes, these bags are ideal for storing whole specimens, raw skins, or tanned capes. We carry sizes to cover whole frozen ducks to moose and buffalo capes.

ITEM#	QTY.	SIZE	PRICE
HQFB815	100	8"X15"	\$10.00
HQFB1222	100	12"X22"	\$18.50
HQFB1833	100	18"X33"	\$30.00
HQFB3842	20	38"X42"	\$30.00



Grooming Combs and Brushes

All combs and brushes listed here are used extensively at Carolina Fur Dressing in the final grooming of all skins and furs. Offered through H.Q. supply, they will make your job much easier whether you are self-tanning, or just grooming a mount that was commercially tanned.



ITEM	DESCRIPTION	PRICE
HQSECE	Extra Coarse. Good for bison, bear and wooly sheep.	\$16.00
HQSCC	Coarse. Works well on removing trash and sawdust from deer and bears that do not have wooly hair.	\$15.00
HQSCF	Fine. Ideal for combing fur and hair where tanning particles stick to the hair shaft and cannot be caged out.	\$17.00
HQFC	Fine Grooming Brush. Perfect for final combing and grooming of thick fur and wool, or where particles tend to cling to the hair shaft	\$7.50

